



BREED VALLEY

MUNICIPALITY • MUNISIPALITEIT • UMASIPALA




Mid-Year Budget & Performance Assessment

1 July 2021 – 31 December 2021

A caring valley of excellence



Prepared in terms of the Local Government: Municipal Finance Management Act (56/2003): Municipal Budget & Reporting Regulations, Government Gazette 32141, 17 December 2009.



PERFORMANCE REPORT FOR THE MID-YEAR ENDING 31 DECEMBER 2021

1. SERVICE DELIVERY PERFORMANCE PLANNING

1.1 LEGISLATIVE OVERVIEW

In terms of Section 72(1)(a) and 52(d) of the Local Government Municipal Finance Management Act No. 56 of 2003 (MFMA) the Accounting Officer must by 25 January of each year assess the performance of the municipality during the first half of the financial year. A report on such assessment must in terms of Section 72(1)(b) of the MFMA be submitted to the Mayor, Provincial Treasury and National Treasury. Once the Mayor has considered the report, it must be submitted to Council by 31 January in terms of Section 54 of the MFMA.

The Mayor approved the Top Layer SDBIP for 2021/22 in terms of Section 53(1)(c)(ii) of the MFMA, MFMA Circular No. 13 and the Budget and Reporting Regulation on 18 June 2021 which include the municipality's key performance indicators for 2021/22.

1.2 CREATING A CULTURE OF PERFORMANCE

a) PERFORMANCE FRAMEWORK

Regulation 7(1) of the Local Government: Municipal Planning and Performance Management Regulations, 2001 states that "A Municipality's Performance Management System entails a framework that describes and represents how the municipality's cycle and processes of performance planning, monitoring, measurement, review, reporting and improvement will be conducted, organized and managed, including determining the roles of the different role players." This framework, inter alia, reflects the linkage between the IDP, Budget, SDBIP and individual and service provider performance. The Municipality adopted a Performance Management Framework and Policy that was approved by Council on the 28th of February 2011.

b) MONITORING PERFORMANCE

The Municipality utilizes an electronic web-based system on which KPI owners update actual performance on a monthly basis. KPI owners report on the results of the KPI by documenting the following information on the performance system:

- ⇒ The actual result in terms of the target set.
- ⇒ The output/outcome of achieving the KPI.
- ⇒ The calculation of the actual performance reported. (If %)
- ⇒ A performance comment.
- ⇒ Actions to improve the performance against the target set, if the target was not achieved.
- ⇒ It is the responsibility of every KPI owner to maintain a portfolio of evidence to support actual performance results updated

PERFORMANCE REPORT FOR THE MID-YEAR ENDING 31 DECEMBER 2021

1.3 LINK TO THE IDP AND THE BUDGET

The municipality identified the following strategic objectives based on the inputs from the community in the 5 year Integrated Development Plan (IDP):

- Assure a sustainable future through sound financial management, continuous revenue growth corporate governance and risk management practices
- Ensure a healthy and productive workforce and an effective and efficient work environment
- Provide democratic, accountable government for local communities and encourage involvement of communities and community organizations in the matters of local government
- To create an enabling environment for employment and poverty and poverty eradication through proactive economic development and tourism
- To ensure a safe, healthy, clean and sustainable external environment for all Breede Valley's people
- To provide and maintain basic services and ensure social upliftment of the Breede Valley community

PERFORMANCE INDICATORS SET IN THE APPROVED TOP LAYER SDBIP FOR 2021/22 PER STRATEGIC OBJECTIVE

Assure a sustainable future through sound financial management, continuous revenue growth corporate governance and risk management practices

Ref	KPI Name	Description of Unit of Measurement	Region	Previous Year Target	Previous Year Actual Performance	Baseline	2021/22 Targets				Annual Target
							Q1	Q2	Q3	Q4	
TL26	Financial viability measured in terms of the municipality's ability to meet its service debt obligations as at 30 June 2022 (Short Term Borrowing + Long Term Borrowing) / (Total Operating Revenue - Operating Conditional Grant) x 100	% of debt coverage	All	45%	18.28%	18.46%	0.00%	0.00%	0.00%	45.00%	45.00%
TL27	Financial viability measured in terms of the outstanding service debtors as at 30 June 2022 ((Total outstanding service debtors/ revenue received for services)X100)	% of outstanding service debtors	All	16.5%	14.48%	15.66%	0.00%	0.00%	0.00%	16.50%	16.50%
TL28	Financial viability measured in terms of the available cash to cover fixed operating expenditure as at 30 June 2022 ((Cash and Cash Equivalents - Unspent Conditional Grants - Overdraft) + Short Term Investment) / Monthly Fixed Operational Expenditure excl	Number of months it takes to cover fix operating expenditure with available cash	All	1.5	2.58	2.05	0	0	0	1.50	1.50

PERFORMANCE REPORT FOR THE MID-YEAR ENDING 31 DECEMBER 2021

Ref	KPI Name	Description of Unit of Measurement	Region	Previous Year Target	Previous Year Actual Performance	Baseline	2021/22 Targets				Annual Target
							Q1	Q2	Q3	Q4	
	Depreciation, Amortisation, and Provision for Bad Debts, Impairment and Loss on Disposal of Assets))										
TL31	Submit the approved financial statements for 2020/21 to the Auditor-General by 31 August 2021	Approved financial statements for 2020/21 submitted to the AG	All	1	1	1	1	0	0	0	1
TL32	Achieve a payment percentage of above 95% as at 30 June 2022 (Gross Debtors Opening Balance + Billed Revenue - Gross Debtors Closing Balance - Bad Debts Written Off) / Billed Revenue) x 100	% Payment achieved	All	95%	95%	93.23%	0.00%	95.00%	0.00%	95.00%	95.00%
TL33	Review the MGRO Clean Audit Plan and submit to the Municipal Manager by 30 January 2022	Letter signed off by the Municipal Manager that MGRO Clean Audit Plan was reviewed and submitted	All	1	1	1	0	0	1	0	1
TL34	Achieve an unqualified audit for the 2020/21 financial year by 31 January 2022	Audit report signed by the Auditor-General for 2020/21	All	1	1	1	0	0	1	0	1
TL35	Review the Long Term Financial Plan and submit to Council for approval by 31 May 2022 (Final)	Final reviewed Long Term Financial Plan submitted to Council for approval	All	N/A (New KPI)	N/A (New KPI)	0	0	0	0	1	1
TL38	The percentage of the municipal capital budget spent on projects as at 30 June 2022 (Actual amount spent on capital projects/Total amount budgeted for capital projects)X100	% of the municipal capital budget spent	All	90%	92.14%	80.55%	0.00%	30.00%	60.00%	90.00%	90.00%

PERFORMANCE REPORT FOR THE MID-YEAR ENDING 31 DECEMBER 2021

Ensure a healthy and productive workforce and an effective and efficient work environment

Ref	KPI Name	Description of Unit of Measurement	Region	Previous Year Target	Previous Year Actual Performance	Baseline	2021/22 Targets				Annual Target
							Q1	Q2	Q3	Q4	
TL44	Number of people from employment equity target groups employed in the three highest levels of management in compliance with the municipality's approved employment equity plan and organisational structure during the 2021/22 financial year	Number of people employed in the three highest levels of management	All	2	3	2	0	0	0	2	2
TL45	The percentage of the municipality's personnel budget spent on implementing its workplace skills plan by 30 June 2022	% of the budget spent	All	1%	0.90%	0.74%	0.00%	0.00%	0.00%	1.00%	1.00%
TL46	Limit vacancy rate to 15% of budgeted posts by 30 June 2022 [(Number of funded posts vacant divided by budgeted funded posts)x100]	% vacancy rate	All	15%	15.63%	20.62%	0.00%	16.00%	0.00%	15.00%	15.00%
TL50	Obtain approval in writing no later than 30 June from Provincial Archives in terms of Archives legislation and regulations for the annual disposal of official documents	Approval obtained in writing by 30 June from Provincial Archives	All	N/A (New KPI)	N/A (New KPI)	0	0	0	0	1	1
TL51	Review the staff establishment and submit to Council for approval by 30 June 2022	Staff establishment reviewed and submitted to Council	All	N/A (New KPI)	N/A (New KPI)	1	0	0	0	1	1

PERFORMANCE REPORT FOR THE MID-YEAR ENDING 31 DECEMBER 2021

Provide democratic, accountable government for local communities and encourage involvement of communities and community organizations in the matters of local government

Ref	KPI Name	Description of Unit of Measurement	Region	Previous Year Target	Previous Year Actual Performance	Baseline	2021/22 Targets				Annual Target
							Q1	Q2	Q3	Q4	
TL36	Compile a Risk Based Audit Plan and submit to the Audit Committee by 30 June 2022	RBAP submitted to the Audit Committee	All	1	1	1	0	0	0	1	1
TL37	Compile a strategic risk report and submit to Council by 30 June 2022	Strategic risk report submitted to Council	All	1	1	1	0	0	0	1	1
TL49	Review the Communication Strategy and submit to Council for approval by 31 May 2022 (Final)	Final reviewed Communication Strategy submitted to Council for approval	All	N/A (New KPI)	N/A (New KPI)	1	0	0	0	1	1
TL52	Compile the 5th generation Draft IDP and submit to Council for consideration by 31 March 2022	Draft IDP compiled and submitted to Council for consideration	All	N/A (New KPI)	N/A (New KPI)	1	0	0	1	0	1

PERFORMANCE REPORT FOR THE MID-YEAR ENDING 31 DECEMBER 2021

To create an enabling environment for employment and poverty and poverty eradication through proactive economic development and tourism

Ref	KPI Name	Description of Unit of Measurement	Region	Previous Year Target	Previous Year Actual Performance	Baseline	2021/22 Targets				Annual Target
							Q1	Q2	Q3	Q4	
TL43	The number of FTE's created through the EPWP programme by 30 June 2022	Number of FTE's created through the EPWP programme	All	154.96	310.11	259.93	81.25	81.25	81.25	81.25	325
TL47	Sign service level agreements (SLA's) with 4 Local Tourism Associations (LTA's) for their annual tourism operational expenditure by 30 September 2021	Number of SLA's signed by 30 September 2021	All	4	4	3	4	0	0	0	4
TL48	Review the Local Economic Development Strategy and submit to Council for approval by 31 May 2022 (Final)	Final reviewed LED Strategy submitted to Council for approval	All	N/A (New KPI)	N/A (New KPI)	1	0	0	0	1	1

PERFORMANCE REPORT FOR THE MID-YEAR ENDING 31 DECEMBER 2021

To ensure a safe, healthy, clean and sustainable external environment for all Breede Valley's people

Ref	KPI Name	Description of Unit of Measurement	Region	Previous Year Target	Previous Year Actual Performance	Baseline	2021/22 Targets				Annual Target
							Q1	Q2	Q3	Q4	
TL1	Plan & conduct 24 roadblocks by 30 June 2022	Number of roadblocks conducted	All	10	11	0	6	6	6	6	24
TL2	Review the Disaster Management Plan and submit to Council by 31 May 2022 (Final)	Final reviewed Disaster Management Plan submitted to Council	All	1	1	1	0	0	0	1	1
TL3	Review the Municipal Rental Unit Maintenance Plan and submit to Council by 31 May 2022 (Final)	Final reviewed Municipal Rental Unit Maintenance Plan submitted to Council	All	1	0	0	0	0	0	1	1
TL4	Compile a Municipal Court Strategic Plan and submit to Council for approval by 31 December 2021	Municipal Court Strategic Plan compiled and submitted to Council for approval	All	N/A (New KPI)	N/A (New KPI)	0	0	1	0	0	1
TL5	Review the Safety Plan and submit to Council for approval by 31 May 2022 (Final)	Final reviewed Safety Plan submitted to Council	All	N/A (New KPI)	N/A (New KPI)	0	0	0	0	1	1
TL9	Conduct 100 planned inspections in accordance with the Fire Protection Regulations and Fire Safety Bylaw during the 2021/22 financial year	Number of planned inspections conducted	All	N/A (New KPI)	N/A (New KPI)	100	25	25	25	25	100
TL16	Achieve 90% of capital budget spent towards the construction of speedhumps in the municipal area by 30 June 2022 {(total actual capital project expenditure/total capital project budget) x 100}	% of capital budget spent	All	90%	100%	0.00%	0.00%	30.00%	60.00%	90.00%	90.00%
TL40	Review the 4th Generation Integrated Waste Management Plan and submit it to Council for approval by 31 May 2022 (Final)	Final reviewed 4th Generation IWMP submitted to Council for approval	All	1	1	1	0	0	0	1	1

PERFORMANCE REPORT FOR THE MID-YEAR ENDING 31 DECEMBER 2021

To provide and maintain basic services and ensure social upliftment of the Breede Valley community

Ref	KPI Name	Description of Unit of Measurement	Region	Previous Year Target	Previous Year Actual Performance	Baseline	2021/22 Targets				Annual Target
							Q1	Q2	Q3	Q4	
TL6	Review the Sport Master Plan and submit to Council for approval by 31 May 2022 (Final)	Final reviewed Sport Master Plan submitted to Council for approval	All	N/A (New KPI)	N/A (New KPI)	0	0	0	0	1	1
TL7	Review of the Community Development Plans and submit to Council for approval by 31 December 2021	Community Development Plans reviewed and submitted to Council for approval	All	N/A (New KPI)	N/A (New KPI)	0	0	1	0	0	1
TL8	Implement 4 community development programs at each youth centre by 30 June 2022	Number of community development programs implemented	All	N/A (New KPI)	N/A (New KPI)	0	2	2	2	2	8
TL10	Spend 95% of the Library Grant in accordance with the transfer payment agreement by 30 June 2022	% of grant funding spent	All	N/A (New KPI)	N/A (New KPI)	0.00% (New KPI on TL)	20.00%	50.00%	75.00%	95.00%	95.00%
TL11	Review the Municipal Housing Strategy and submit to Council by 31 May 2021 (Final)	Final reviewed Municipal Housing Strategy submitted to Council for approval	All	N/A (New KPI)	N/A (New KPI)	0	0	0	0	100	100
TL12	Spend 90% of the electricity capital budget by 30 June 2022 {(total actual capital project expenditure/total capital project budget) x 100}	% of the electricity capital project budget spent	All	90%	89.22%	56.93%	0.00%	30.00%	60.00%	90.00%	90.00%
TL13	Spend 90% of the electricity maintenance budget by 30 June 2022 {(total actual maintenance expenditure/total maintenance budget) x 100}	% of the electricity maintenance budget spent	All	90%	69.23%	46.62%	10.00%	30.00%	60.00%	90.00%	90.00%
TL14	Achieve 90% of capital budget spent on the resurfacing of roads by 30 June 2022 {(total actual capital project expenditure/total capital project budget) x 100}	% of capital budget spent	All	90%	99.37%	79.97%	0.00%	30.00%	60.00%	90.00%	90.00%
TL15	Complete the construction of the Zwelethemba municipal swimming pool by 31 December 2021	Construction completed	8; 16; 17; 18	N/A (New KPI)	N/A (New KPI)	0	0	1	0	0	1

PERFORMANCE REPORT FOR THE MID-YEAR ENDING 31 DECEMBER 2021

Ref	KPI Name	Description of Unit of Measurement	Region	Previous Year Target	Previous Year Actual Performance	Baseline	2021/22 Targets				Annual Target
							Q1	Q2	Q3	Q4	
TL17	Achieve 90% of capital budget spent on the upgrading of gravel roads by 30 June 2022 {(total actual capital project expenditure/total capital project budget) x 100}	% of capital budget spent	8; 12; 21	N/A (New KPI)	N/A (New KPI)	0.00%	0.00%	30.00%	60.00%	90.00%	90.00%
TL18	Number of formal residential properties that are billed for water as at 30 June 2022	Number of residential properties that are billed for residential consumption water meters charged residential domestic tariffs or residential flat rate tariffs using an erf as a household except municipal rental flats which will be measured by using the number of rental units.	All	21 260	21 370	21 259	21 260	21 260	21 260	21 260	21 260
TL19	Number of residential properties which are billed for electricity or have pre-paid meters (excluding Eskom Electricity supplied properties) as at 30 June 2022	Number of residential properties that are billed for electricity or have pre-paid meters, charged on the residential tariffs for consumption and residential prepaid tariffs	All	22 580	24 539	22 532	22 580	22 580	22 580	22 580	22 580
TL20	Number of formal residential properties that are billed for sanitation/sewerage services as at 30 June 2022	Number of residential properties that are billed for residential sewerage tariffs using the erf as property	All	18 650	19 138	18 646	18 650	18 650	18 650	18 650	18 650
TL21	Number of formal residential properties that are billed for refuse removal as at 30 June 2022	Number of residential properties that are billed for refuse removal residential tariffs using the erf as a property	All	18 900	19 178	18 823	18 900	18 900	18 900	18 900	18 900
TL22	Provide free basic water to indigent households earning less than R4500 as at 30 June 2022	Number of indigent households receiving free basic water	All	9 200	9 556	8 891	9 200	9 200	9 200	9 200	9 200
TL23	Provide free basic electricity to indigent households earning less than R4500 as at 30 June 2022	Number of indigent households receiving free basic electricity	All	9 200	9 556	8 891	9 200	9 200	9 200	9 200	9 200

PERFORMANCE REPORT FOR THE MID-YEAR ENDING 31 DECEMBER 2021

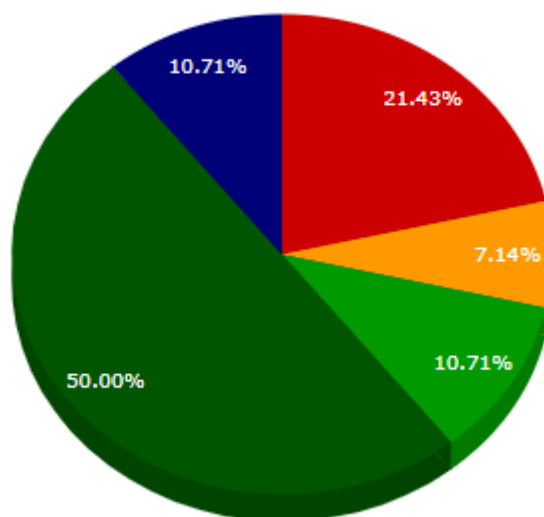
Ref	KPI Name	Description of Unit of Measurement	Region	Previous Year Target	Previous Year Actual Performance	Baseline	2021/22 Targets				Annual Target
							Q1	Q2	Q3	Q4	
TL24	Provide free basic sanitation to indigent households earning less than R4500 as at 30 June 2022	Number of indigent households receiving free basic sanitation	All	9 200	9 556	8 891	9 200	9 200	9 200	9 200	9 200
TL25	Provide free basic refuse removal to indigent households earning less than R4500 as at 30 June 2022	Number of indigent households receiving free basic refuse removal	All	9 200	9 556	8 891	9 200	9 200	9 200	9 200	9 200
TL29	Limit unaccounted electricity losses to less than 10% by 30 June 2022 {(Number of Electricity Units Purchased - Number of Electricity Units Sold) / (Number of Electricity Units Purchased) x100}	% unaccounted for electricity	All	10%	7.05%	5.41%	0.00%	0.00%	0.00%	10.00%	10.00%
TL30	Limit unaccounted water losses to less than 20% by 30 June 2022 {(Number of kilolitres water available from reservoirs - number of kilolitres water sold) / (number of kilolitres water purchased or purified) x 100}	% unaccounted for water	All	25%	24.28%	31.12%	0.00%	0.00%	0.00%	20.00%	20.00%
TL39	Achieve 95% average water quality level as measured per SANS 241 criteria during the 2021/22 financial year	% water quality level per quarter	All	95%	95.13%	96.50%	95.00%	95.00%	95.00%	95.00%	95.00%
TL41	Review the 5-year Water Service Development Plan (WSDP) and submit to Council for approval by 31 May 2022 (Final)	Final reviewed WSDP submitted to Council for approval	All	1	1	1	0	0	0	1	1
TL42	80% of sewerage samples comply with effluent standard during the 2021/22 financial year {(Number of sewerage samples that comply with General Authorisation/Number of sewerage samples tested)x100}	% of sewerage samples compliant	All	80%	87.66%	75.87%	80.00%	80.00%	80.00%	80.00%	80.00%

PERFORMANCE REPORT FOR THE MID-YEAR ENDING 31 DECEMBER 2021

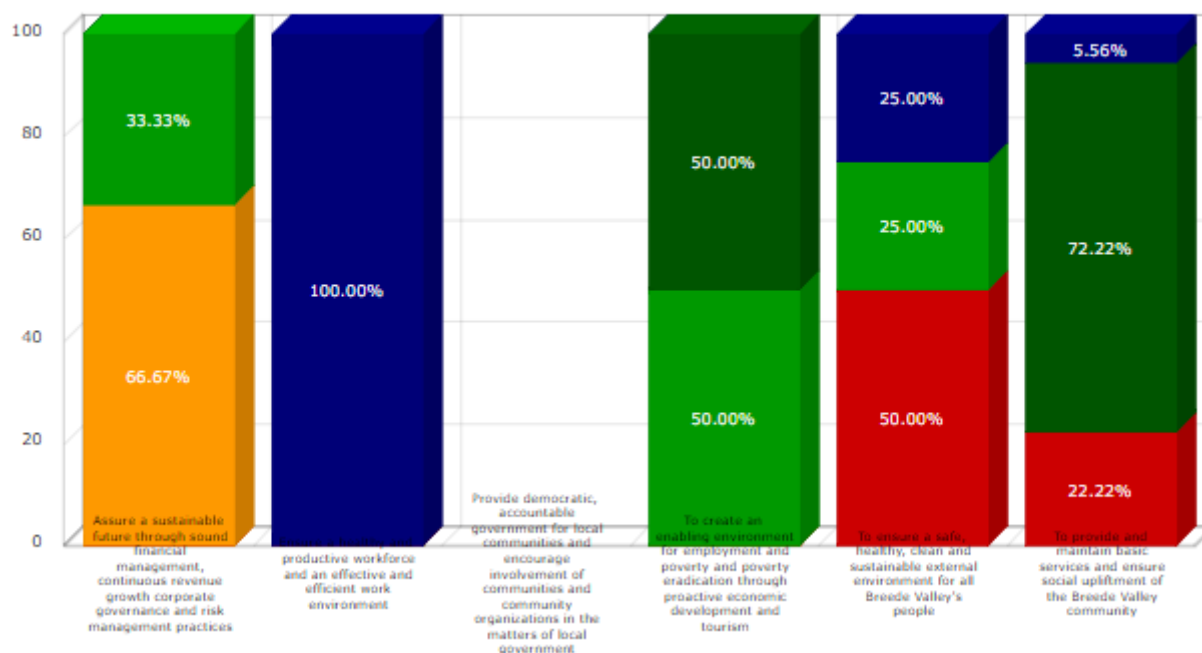
2. MID-YEAR PERFORMANCE AGAINST THE PERFORMANCE INDICATORS SET IN THE APPROVED TOP LAYER SDBIP FOR 2021/22

2.1 OVERALL ACTUAL PERFORMANCE OF INDICATORS FOR THE MID-YEAR ENDING 31 DECEMBER 2021

Breede Valley Municipality



Strategic Objective



PERFORMANCE REPORT FOR THE MID-YEAR ENDING 31 DECEMBER 2021

	Breede Valley Municipality	Strategic Objective						
		Assure a sustainable future through sound financial management, continuous revenue growth corporate governance and risk management practices	Ensure a healthy and productive workforce and an effective and efficient work environment	Provide democratic, accountable government for local communities and encourage involvement of communities and community organizations in the matters of local government	To create an enabling environment for employment and poverty and poverty eradication through proactive economic development and tourism	To ensure a safe, healthy, clean and sustainable external environment for all Breede Valley's people	To provide and maintain basic services and ensure social upliftment of the Breede Valley community	[Unspecified]
Not Met	6 (21.43%)	-	-	-	-	2 (50.00%)	4 (22.22%)	-
Almost Met	2 (7.14%)	2 (66.67%)	-	-	-	-	-	-
Met	3 (10.71%)	1 (33.33%)	-	-	1 (50.00%)	1 (25.00%)	-	-
Well Met	14 (50.00%)	-	-	-	1 (50.00%)	-	13 (72.22%)	-
Extremely Well Met	3 (10.71%)	-	1 (100.00%)	-	-	1 (25.00%)	1 (5.56%)	-
Total:	28*	3	1	0	2	4	18	-
	100%	10.71%	3.57%	0.00%	7.14%	14.29%	64.29%	-

* Excludes 24 KPIs which had no targets/actuals for the period selected.

Category	Colour	Explanation
KPI's Not Yet Applicable		No Performance Targets Assigned within the Period Under Review
KPI's Not Met		0% >= Actual/Target < 75%
KPI's Almost Met		75% >= Actual/Target < 100%
KPI's Met		Actual/Target = 100%
KPI's Well Met		100% > Actual/Target < 150%
KPI's Extremely Well Met		Actual/Target >= 150%

PERFORMANCE REPORT FOR THE MID-YEAR ENDING 31 DECEMBER 2021

2.2 ACTUAL PERFORMANCE PER STRATEGIC OBJECTIVE OF INDICATORS FOR THE MID-YEAR ENDING 31 DECEMBER 2021

Detailed below is the unaudited Top Layer SDBIP for the first half of the financial year ending 31 December 2021 which measures the municipality's overall performance per strategic objective.

The municipality met **71.43%** (20 of 28) of the applicable 28 KPI's for the period as at **31 December 2021**. The remainder of the KPI's (24) on the Top Layer SDBIP out of the total number of 52 KPI's do not have targets for this period and will be reported on in future quarters when they are due. Only **28.57%** (8 of 28) KPI targets were not achieved as at **31 December 2021**. Details of these KPI's and the corrective measures that will be implemented are included in the tables below.

ASSURE A SUSTAINABLE FUTURE THROUGH SOUND FINANCIAL MANAGEMENT, CONTINUOUS REVENUE GROWTH CORPORATE GOVERNANCE AND RISK MANAGEMENT PRACTICES

Indicator Code	KPI	Unit of Measurement	Original Annual Target	Quarter ending September 2021					Quarter ending December 2021					Overall Performance for Quarter ending September 2021 to Quarter ending December 2021		
				Target	Actual	R	Departmental KPI: Performance Comment	Departmental KPI: Corrective Measures	Target	Actual	R	Departmental KPI: Performance Comment	Departmental KPI: Corrective Measures	Target	Actual	R
TL26	Financial viability measured in terms of the municipality's ability to meet its service debt obligations as at 30 June 2022 (Short Term Borrowing + Long Term Borrowing) / (Total Operating Revenue - Operating Conditional Grant) x 100	% of debt coverage	45.00%	0.00%	0.00%	N/A			0.00%	0.00%	N/A			0.00%	0.00%	N/A

PERFORMANCE REPORT FOR THE MID-YEAR ENDING 31 DECEMBER 2021

Indicator Code	KPI	Unit of Measurement	Original Annual Target	Quarter ending September 2021					Quarter ending December 2021					Overall Performance for Quarter ending September 2021 to Quarter ending December 2021		
				Target	Actual	R	Departmental KPI: Performance Comment	Departmental KPI: Corrective Measures	Target	Actual	R	Departmental KPI: Performance Comment	Departmental KPI: Corrective Measures	Target	Actual	R
TL27	Financial viability measured in terms of the outstanding service debtors as at 30 June 2022 ((Total outstanding service debtors/ revenue received for services)X100)	% of outstanding service debtors	16.50%	0.00%	0.00%	N/A			0.00%	0.00%	N/A			0.00%	0.00%	N/A
TL28	Financial viability measured in terms of the available cash to cover fixed operating expenditure as at 30 June 2022 ((Cash and Cash Equivalents - Unspent Conditional Grants - Overdraft) + Short Term Investment) / Monthly Fixed Operational Expenditure excl Depreciation, Amortisation, and Provision for Bad Debts, Impairment and Loss on Disposal of Assets))	Number of months it takes to cover fix operating expenditure with available cash	1.50	0	0	N/A			0	0	N/A			0	0	N/A

PERFORMANCE REPORT FOR THE MID-YEAR ENDING 31 DECEMBER 2021

Indicator Code	KPI	Unit of Measurement	Original Annual Target	Quarter ending September 2021					Quarter ending December 2021					Overall Performance for Quarter ending September 2021 to Quarter ending December 2021		
				Target	Actual	R	Departmental KPI: Performance Comment	Departmental KPI: Corrective Measures	Target	Actual	R	Departmental KPI: Performance Comment	Departmental KPI: Corrective Measures	Target	Actual	R
TL31	Submit the approved financial statements for 2020/21 to the Auditor-General by 31 August 2021	Approved financial statements for 2020/21 submitted to the AG	1	1	1	G	[D237] CFO: The AFS has been submitted on the 31st of August 2021 (September 2021)		0	0	N/A			1	1	G

PERFORMANCE REPORT FOR THE MID-YEAR ENDING 31 DECEMBER 2021

Indicator Code	KPI	Unit of Measurement	Original Annual Target	Quarter ending September 2021					Quarter ending December 2021					Overall Performance for Quarter ending September 2021 to Quarter ending December 2021		
				Target	Actual	R	Departmental KPI: Performance Comment	Departmental KPI: Corrective Measures	Target	Actual	R	Departmental KPI: Performance Comment	Departmental KPI: Corrective Measures	Target	Actual	R
TL32	Achieve a payment percentage of above 95% as at 30 June 2022 (Gross Debtors Opening Balance + Billed Revenue - Gross Debtors Closing Balance - Bad Debts Written Off) / Billed Revenue) x 100	% Payment achieved	95.00%	0.00%	0.00%	N/A			95.00%	90.92%	○	[D238] CFO: The collection rate as at 30 December 2021 was 90.92. It should be noted that the offices were closed on the 24th of December and therefore some of the amounts that would have reflected on our bank account were only allocated during the first week of January. This includes some of our big clients. Please further note that there are currently no credit control actions, except for reminders, taken against indigent clients and as a result the collection rate for indigent clients is 32.75% while the other clients have a collection rate of 98%. (December 2021)	[D238] CFO: Credit Control Measures will be intensified in accordance with the Credit Control Policy. (December 2021)	95.00%	90.92%	○

PERFORMANCE REPORT FOR THE MID-YEAR ENDING 31 DECEMBER 2021

Indicator Code	KPI	Unit of Measurement	Original Annual Target	Quarter ending September 2021					Quarter ending December 2021					Overall Performance for Quarter ending September 2021 to Quarter ending December 2021		
				Target	Actual	R	Departmental KPI: Performance Comment	Departmental KPI: Corrective Measures	Target	Actual	R	Departmental KPI: Performance Comment	Departmental KPI: Corrective Measures	Target	Actual	R
TL33	Review the MGRO Clean Audit Plan and submit to the Municipal Manager by 30 January 2022	Letter signed off by the Municipal Manager that MGRO Clean Audit Plan was reviewed and submitted	1	0	0	N/A			0	0	N/A			0	0	N/A
TL34	Achieve an unqualified audit for the 2020/21 financial year by 31 January 2022	Audit report signed by the Auditor-General for 2020/21	1	0	0	N/A			0	0	N/A			0	0	N/A
TL35	Review the Long Term Financial Plan and submit to Council for approval by 31 May 2022 (Final)	Final reviewed Long Term Financial Plan submitted to Council for approval	1	0	0	N/A			0	0	N/A			0	0	N/A

PERFORMANCE REPORT FOR THE MID-YEAR ENDING 31 DECEMBER 2021

Indicator Code	KPI	Unit of Measurement	Original Annual Target	Quarter ending September 2021					Quarter ending December 2021					Overall Performance for Quarter ending September 2021 to Quarter ending December 2021		
				Target	Actual	R	Departmental KPI: Performance Comment	Departmental KPI: Corrective Measures	Target	Actual	R	Departmental KPI: Performance Comment	Departmental KPI: Corrective Measures	Target	Actual	R
TL38	The percentage of the municipal capital budget spent on projects as at 30 June 2022 (Actual amount spent on capital projects/Total amount budgeted for capital projects)X100	% of the municipal capital budget spent	90.00%	0.00%	0.00%	N/A			30.00%	25.15%	○	[D27] Municipal Manager: The total expenditure as at the end of December 2021 amounted to R39 804 978.83 or 25.15% of the R158 268 432.00 amended budget. (December 2021)	[D27] Municipal Manager: As at 31 December 2021 R48 361 209.19 was committed towards the implementation of the capital budget. This amount includes the R39 804 978.83 spent and R8 826 230.36 commitments (official orders). Payments in respect of these commitment and other contractual obligations for work done in December 2021 will be paid in January 2022. (December 2021)	30.00%	25.15%	○

PERFORMANCE REPORT FOR THE MID-YEAR ENDING 31 DECEMBER 2021

ENSURE A HEALTHY AND PRODUCTIVE WORKFORCE AND AN EFFECTIVE AND EFFICIENT WORK ENVIRONMENT

Indicator Code	KPI	Unit of Measurement	Original Annual Target	Quarter ending September 2021					Quarter ending December 2021					Overall Performance for Quarter ending September 2021 to Quarter ending December 2021		
				Target	Actual	R	Departmental KPI: Performance Comment	Departmental KPI: Corrective Measures	Target	Actual	R	Departmental KPI: Performance Comment	Departmental KPI: Corrective Measures	Target	Actual	R
TL44	Number of people from employment equity target groups employed in the three highest levels of management in compliance with the municipality's approved employment equity plan and organisational structure during the 2021/22 financial year	Number of people employed in the three highest levels of management	2	0	0	N/A			0	0	N/A			0	0	N/A
TL45	The percentage of the municipality's personnel budget spent on implementing its workplace skills plan by 30 June 2022	% of the budget spent	1.00%	0.00%	0.00%	N/A			0.00%	0.00%	N/A			0.00%	0.00%	N/A
TL46	Limit vacancy rate to 15% of budgeted posts by 30 June 2022 [(Number of funded posts vacant divided by budgeted funded posts)x100]	% vacancy rate	15.00%	0.00%	0.00%	N/A			16.00%	14.16%	B	[D335] Director: Strategic Support Services: The vacancy as at 31 December 2021 was 14.16% (December 2021)	[D335] Director: Strategic Support Services: None (December 2021)	16.00%	14.16%	B

PERFORMANCE REPORT FOR THE MID-YEAR ENDING 31 DECEMBER 2021

Indicator Code	KPI	Unit of Measurement	Original Annual Target	Quarter ending September 2021					Quarter ending December 2021					Overall Performance for Quarter ending September 2021 to Quarter ending December 2021		
				Target	Actual	R	Departmental KPI: Performance Comment	Departmental KPI: Corrective Measures	Target	Actual	R	Departmental KPI: Performance Comment	Departmental KPI: Corrective Measures	Target	Actual	R
TL50	Obtain approval in writing no later than 30 June from Provincial Archives in terms of Archives legislation and regulations for the annual disposal of official documents	Approval obtained in writing by 30 June from Provincial Archives	1	0	0	N/A			0	0	N/A			0	0	N/A
TL51	Review the staff establishment and submit to Council for approval by 30 June 2022	Staff establishment reviewed and submitted to Council	1	0	0	N/A			0	0	N/A			0	0	N/A

PERFORMANCE REPORT FOR THE MID-YEAR ENDING 31 DECEMBER 2021

PROVIDE DEMOCRATIC, ACCOUNTABLE GOVERNMENT FOR LOCAL COMMUNITIES AND ENCOURAGE INVOLVEMENT OF COMMUNITIES AND COMMUNITY ORGANIZATIONS IN THE MATTERS OF LOCAL GOVERNMENT

Indicator Code	KPI	Unit of Measurement	Original Annual Target	Quarter ending September 2021					Quarter ending December 2021					Overall Performance for Quarter ending September 2021 to Quarter ending December 2021		
				Target	Actual	R	Departmental KPI: Performance Comment	Departmental KPI: Corrective Measures	Target	Actual	R	Departmental KPI: Performance Comment	Departmental KPI: Corrective Measures	Target	Actual	R
TL36	Compile a Risk Based Audit Plan and submit to the Audit Committee by 30 June 2022	RBAP submitted to the Audit Committee	1	0	0	N/A			0	0	N/A			0	0	N/A
TL37	Compile a strategic risk report and submit to Council by 30 June 2022	Strategic risk report submitted to Council	1	0	0	N/A			0	0	N/A			0	0	N/A
TL49	Review the Communication Strategy and submit to Council for approval by 31 May 2022 (Final)	Final reviewed Communication Strategy submitted to Council for approval	1	0	0	N/A			0	0	N/A			0	0	N/A
TL52	Compile the 5th generation Draft IDP and submit to Council for consideration by 31 March 2022	Draft IDP compiled and submitted to Council for consideration	1	0	0	N/A			0	0	N/A			0	0	N/A

PERFORMANCE REPORT FOR THE MID-YEAR ENDING 31 DECEMBER 2021

TO CREATE AN ENABLING ENVIRONMENT FOR EMPLOYMENT AND POVERTY AND POVERTY ERADICATION THROUGH PROACTIVE ECONOMIC DEVELOPMENT AND TOURISM

Indicator Code	KPI	Unit of Measurement	Original Annual Target	Quarter ending September 2021					Quarter ending December 2021					Overall Performance for Quarter ending September 2021 to Quarter ending December 2021		
				Target	Actual	R	Departmental KPI: Performance Comment	Departmental KPI: Corrective Measures	Target	Actual	R	Departmental KPI: Performance Comment	Departmental KPI: Corrective Measures	Target	Actual	R
TL43	The number of FTE's created through the EPWP programme by 30 June 2022	Number of FTE's created through the EPWP programme	325	81.25	97.08	G2	[D332] Director: Strategic Support Services: Performance achieved (September 2021)		81.25	112.98	G2	[D332] Director: Strategic Support Services: supporting documents attached. (December 2021)		162.50	210.06	G2
TL47	Sign service level agreements (SLA's) with 4 Local Tourism Associations (LTA's) for their annual tourism operational expenditure by 30 September 2021	Number of SLA's signed by 30 September 2021	4	4	4	G	[D336] Director: Strategic Support Services: Performance achieved (September 2021)		0	0	N/A			4	4	G
TL48	Review the Local Economic Development Strategy and submit to Council for approval by 31 May 2022 (Final)	Final reviewed LED Strategy submitted to Council for approval	1	0	0	N/A			0	0	N/A			0	0	N/A

PERFORMANCE REPORT FOR THE MID-YEAR ENDING 31 DECEMBER 2021

TO ENSURE A SAFE, HEALTHY, CLEAN AND SUSTAINABLE EXTERNAL ENVIRONMENT FOR ALL BREEDE VALLEY'S PEOPLE

Indicator Code	KPI	Unit of Measurement	Original Annual Target	Quarter ending September 2021					Quarter ending December 2021					Overall Performance for Quarter ending September 2021 to Quarter ending December 2021		
				Target	Actual	R	Departmental KPI: Performance Comment	Departmental KPI: Corrective Measures	Target	Actual	R	Departmental KPI: Performance Comment	Departmental KPI: Corrective Measures	Target	Actual	R
TL1	Plan & conduct 24 roadblocks by 30 June 2022	Number of roadblocks conducted	24	6	6	G	[D150] Director: Community Services: Target met (July 2021) [D150] Director: Community Services: Target met (August 2021) [D150] Director: Community Services: Target met (September 2021)		6	6	G	[D150] Director: Community Services: Target met (October 2021) [D150] Director: Community Services: Target met (November 2021) [D150] Director: Community Services: Target met (December 2021)		12	12	G
TL2	Review the Disaster Management Plan and submit to Council by 31 May 2022 (Final)	Final reviewed Disaster Management Plan submitted to Council	1	0	0	N/A			0	0	N/A			0	0	N/A
TL3	Review the Municipal Rental Unit Maintenance Plan and submit to Council by 31 May 2022 (Final)	Final reviewed Municipal Rental Unit Maintenance Plan submitted to Council	1	0	0	N/A			0	0	N/A			0	0	N/A

PERFORMANCE REPORT FOR THE MID-YEAR ENDING 31 DECEMBER 2021

Indicator Code	KPI	Unit of Measurement	Original Annual Target	Quarter ending September 2021					Quarter ending December 2021					Overall Performance for Quarter ending September 2021 to Quarter ending December 2021		
				Target	Actual	R	Departmental KPI: Performance Comment	Departmental KPI: Corrective Measures	Target	Actual	R	Departmental KPI: Performance Comment	Departmental KPI: Corrective Measures	Target	Actual	R
TL4	Compile a Municipal Court Strategic Plan and submit to Council for approval by 31 December 2021	Municipal Court Strategic Plan compiled and submitted to Council for approval	1	0	0	N/A			1	0	R	[D153] Director: Community Services: Agenda and plan was submitted to council for December 2021 but was withheld due to only a special meeting that took place in December 2021. (December 2021)	[D153] Director: Community Services: Due to the fact that the Council meeting of December 2021 was a special Council meeting the item could not serve at the meeting of December. Plan is compiled and submitted for the council meeting of January 2022 (December 2021)	1	0	R
TL5	Review the Safety Plan and submit to Council for approval by 31 May 2022 (Final)	Final reviewed Safety Plan submitted to Council	1	0	0	N/A			0	0	N/A			0	0	N/A
TL9	Conduct 100 planned inspections in accordance with the Fire Protection Regulations and Fire Safety Bylaw during the 2021/22 financial year	Number of planned inspections conducted	100	25	158	B	[D158] Director: Community Services: Inspection conducted. (September 2021)		25	65	B	[D158] Director: Community Services: Inspection conducted. (December 2021)		50	223	B

PERFORMANCE REPORT FOR THE MID-YEAR ENDING 31 DECEMBER 2021

Indicator Code	KPI	Unit of Measurement	Original Annual Target	Quarter ending September 2021					Quarter ending December 2021					Overall Performance for Quarter ending September 2021 to Quarter ending December 2021		
				Target	Actual	R	Departmental KPI: Performance Comment	Departmental KPI: Corrective Measures	Target	Actual	R	Departmental KPI: Performance Comment	Departmental KPI: Corrective Measures	Target	Actual	R
TL16	Achieve 90% of capital budget spent towards the construction of speedhumps in the municipal area by 30 June 2022 {(total actual capital project expenditure/total capital project budget) x 100}	% of capital budget spent	90.00%	0.00%	0.00%	N/A			30.00%	0.00%	R	[D377] Director: Engineering Services: No capital funds, allocated towards the construction of speedhumps, have been spent as at 31 December 2021 (December 2021)	[D377] Director: Engineering Services: BID BV 911/2021 Construction of Speedhumps finally awarded on 29th of November 2021. Due to the December 2021 public holiday period, the works are scheduled to commence in mid-January 2022. Expenditure on the said capital budget is therefore anticipated to flow and be reported in the latter parts of Q3 and in Q4. (December 2021)	30.00%	0.00%	R
TL40	Review the 4th Generation Integrated Waste Management Plan and submit it to Council for approval by 31 May 2022 (Final)	Final reviewed 4th Generation IWMP submitted to Council for approval	1	0	0	N/A			0	0	N/A			0	0	N/A

PERFORMANCE REPORT FOR THE MID-YEAR ENDING 31 DECEMBER 2021

TO PROVIDE AND MAINTAIN BASIC SERVICES AND ENSURE SOCIAL UPLIFTMENT OF THE BREEDE VALLEY COMMUNITY

Indicator Code	KPI	Unit of Measurement	Original Annual Target	Quarter ending September 2021					Quarter ending December 2021					Overall Performance for Quarter ending September 2021 to Quarter ending December 2021		
				Target	Actual	R	Departmental KPI: Performance Comment	Departmental KPI: Corrective Measures	Target	Actual	R	Departmental KPI: Performance Comment	Departmental KPI: Corrective Measures	Target	Actual	R
TL6	Review the Sport Master Plan and submit to Council for approval by 31 May 2022 (Final)	Final reviewed Sport Master Plan submitted to Council for approval	1	0	0	N/A			0	0	N/A			0	0	N/A

PERFORMANCE REPORT FOR THE MID-YEAR ENDING 31 DECEMBER 2021

TL7	Review of the Community Development Plans and submit to Council for approval by 31 December 2021	Community Development Plans reviewed and submitted to Council for approval	1	0	0	N/A			1	0	R	[D156] Director: Community Services: Plan was not reviewed (December 2021)	[D156] Director: Community Services: At the beginning of the financial year (July 2021) during the higher level lockdown we decided to do the revision of all plans with the ward committees as they will be representative of the communities, and with the restriction on gatherings and the usage of venues at the time it made sense to have these engagements with the ward committees. With the uncertainty of the local government elections the establishment of the ward committees was not a given and subsequently the committees was not established as yet. We are only starting the establishment process now and will conclude in February hence the moving of the date to end of March 2022 as with all other plans and policies in our section. we would like to request the due date be moved to 31	1	0	R
-----	--	--	---	---	---	-----	--	--	---	---	---	--	---	---	---	---

PERFORMANCE REPORT FOR THE MID-YEAR ENDING 31 DECEMBER 2021

[illegible]

PERFORMANCE REPORT FOR THE MID-YEAR ENDING 31 DECEMBER 2021

Indicator Code	KPI	Unit of Measurement	Original Annual Target	Quarter ending September 2021					Quarter ending December 2021					Overall Performance for Quarter ending September 2021 to Quarter ending December 2021		
				Target	Actual	R	Departmental KPI: Performance Comment	Departmental KPI: Corrective Measures	Target	Actual	R	Departmental KPI: Performance Comment	Departmental KPI: Corrective Measures	Target	Actual	R
TL8	Implement 4 community development programs at each youth centre by 30 June 2022	Number of community development programs implemented	8	2	2	G	[D157] Director: Community Services: 1. Community Food Security Hydroponics project thirty participants 2. Grassroots ECD Capacity building Workshop 131 participants (September 2021)		2	3	B	[D157] Director: Community Services: ECD capacity building, Vaccine Registration, Food security project was conducted during this quarter (December 2021)	[D157] Director: Community Services: (December 2021)	4	5	G2
TL10	Spend 95% of the Library Grant in accordance with the transfer payment agreement by 30 June 2022	% of grant funding spent	95.00%	20.00%	30.55%	B			50.00%	64.67%	G2			50.00%	64.67%	G2
TL11	Review the Municipal Housing Strategy and submit to Council by 31 May 2021 (Final)	Final reviewed Municipal Housing Strategy submitted to Council for approval	100	0	0	N/A			0	0	N/A			0	0	N/A

PERFORMANCE REPORT FOR THE MID-YEAR ENDING 31 DECEMBER 2021

TL12	Spend 90% of the electricity capital budget by 30 June 2022 {(total actual capital project expenditure/total capital project budget) x 100}	% of the electricity capital project budget spent	90.00%	0.00%	0.00%	N/A			30.00%	5.42%	R	<p>[D373] Director: Engineering Services: The electricity capital budget spent up to the 2nd quarter (December 2021 (R 2 535 253.47 / R 46 693 639 X 100) equals 5.42%. The under performance of approximately 25% can be described as follow: 1) Timespan of 4 to 5 months to fully complete the tender process for capital tenders have a big influence on capital expenditure. 2) Time frame set by tenderers to complete capital tenders have a large impact on capital expenditure in a particular reporting quarter. 3) Engineering Services make frequently use of specialised equipment that need to be specially build and have very long delivery periods (lead times) that have an impact on capital expenditure. 4) Multiyear capital tenders do influence the expenditure of the capital budget.</p>	30.00%	5.42%	R
------	---	---	--------	-------	-------	-----	--	--	--------	-------	---	---	--------	-------	---

[illegible]

PERFORMANCE REPORT FOR THE MID-YEAR ENDING 31 DECEMBER 2021

Indicator Code	KPI	Unit of Measurement	Original Annual Target	Quarter ending September 2021					Quarter ending December 2021					Overall Performance for Quarter ending September 2021 to Quarter ending December 2021		
				Target	Actual	R	Departmental KPI: Performance Comment	Departmental KPI: Corrective Measures	Target	Actual	R	Departmental KPI: Performance Comment	Departmental KPI: Corrective Measures	Target	Actual	R
TL13	Spend 90% of the electricity maintenance budget by 30 June 2022 {(total actual maintenance expenditure/total maintenance budget) x 100}	% of the electricity maintenance budget spent	90.00%	10.00%	13.15%	G2	[D374] Director: Engineering Services: Spend 13,15% of the electricity maintenance budget by 30 September 2021 {(R2 879 072,30 /R 21 312 200,00) x 100} [TL13] (September 2021)		30.00%	36.45%	G2	[D374] Director: Engineering Services: Spend 36.45% of the electricity maintenance budget by 31 December 2021 {(R6 653 492.98 /R 18 252 800) x 100} [TL13] (December 2021)	[D374] Director: Engineering Services: Operational Expenditure Report (SAMRAS extract) (December 2021)	30.00%	36.45%	G2
TL14	Achieve 90% of capital budget spent on the resurfacing of roads by 30 June 2022 {(total actual capital project expenditure/total capital project budget) x 100}	% of capital budget spent	90.00%	0.00%	0.00%	N/A			30.00%	8.87%	R	[D375] Director: Engineering Services: 8,87% of the Capital Budget, allocated towards the resurfacing of roads, has been spent as at 31 December 2021 (December 2021)	[D375] Director: Engineering Services: Final award of Bid BV 916/2021 Resurfacing of Municipal Roads for the period ending 30 June 2024 made on 4 January 2022. Works will commence during February 2022. Expenditure will flow from end of February 2022. (December 2021)	30.00%	8.87%	R

PERFORMANCE REPORT FOR THE MID-YEAR ENDING 31 DECEMBER 2021

TL15	Complete the construction of the Zwelethemba municipal swimming pool by 31 December 2021	Construction completed	1	0	0	N/A			1	0	R	[D376] Director: Engineering Services: Practical completion of the facility not concluded at 31 December 2021. (December 2021)	[D376] Director: Engineering Services: Contract BV/ 825/2020 Construction of Municipal Swimming Pool Facility at Zwelethemba was finally awarded on 2nd of March 2021 for the amount of R27 244 189.18 (VAT inclusive) to be completed within 36 calendar weeks from the commencement date. Based on the commencement date of 6 April 2021 and completion period of 36 calendar weeks, the due completion date is 11 January 2022. Anticipated practical completion date is 15 December 2021. Based on the before mentioned, the KPA with reference to "Complete the construction of the Zwelethemba municipal swimming pool by 31 December 2021" must be amended to 11 January 2022. (December 2021)	1	0	R
------	--	------------------------	---	---	---	-----	--	--	---	---	---	--	---	---	---	---

PERFORMANCE REPORT FOR THE MID-YEAR ENDING 31 DECEMBER 2021

Indicator Code	KPI	Unit of Measurement	Original Annual Target	Quarter ending September 2021					Quarter ending December 2021					Overall Performance for Quarter ending September 2021 to Quarter ending December 2021		
				Target	Actual	R	Departmental KPI: Performance Comment	Departmental KPI: Corrective Measures	Target	Actual	R	Departmental KPI: Performance Comment	Departmental KPI: Corrective Measures	Target	Actual	R
TL17	Achieve 90% of capital budget spent on the upgrading of gravel roads by 30 June 2022 {(total actual capital project expenditure/total capital project budget) x 100}	% of capital budget spent	90.00%	0.00%	0.00%	N/A			30.00%	73.37%	B	[D378] Director: Engineering Services: 73.37% of capital budget spent on the upgrading of gravel roads by 31 December 2021. (December 2021)		30.00%	73.37%	B
TL18	Number of formal residential properties that are billed for water as at 30 June 2022	Number of residential properties that are billed for residential consumption water meters charged residential domestic tariffs or residential flat rate tariffs using an erf as a household except municipal rental flats which will be measured by using the number of rental units.	21 260	21 260	21 347	G2	[D224] CFO: As at 30 September 2021 there were 21347 clients with access to water. (September 2021)		21 260	21 334	G2	[D224] CFO: As at 31 December 2021 there were 21 334 accounts that were billed for water. (December 2021)		21 260	21 334	G2

PERFORMANCE REPORT FOR THE MID-YEAR ENDING 31 DECEMBER 2021

Indicator Code	KPI	Unit of Measurement	Original Annual Target	Quarter ending September 2021					Quarter ending December 2021					Overall Performance for Quarter ending September 2021 to Quarter ending December 2021		
				Target	Actual	R	Departmental KPI: Performance Comment	Departmental KPI: Corrective Measures	Target	Actual	R	Departmental KPI: Performance Comment	Departmental KPI: Corrective Measures	Target	Actual	R
TL19	Number of residential properties which are billed for electricity or have pre-paid meters (excluding Eskom Electricity supplied properties) as at 30 June 2022	Number of residential properties that are billed for electricity or have pre-paid meters, charged on the residential tariffs for consumption and residential prepaid tariffs	22 580	22 580	24 592	G2	[D225] CFO: As at 30 September 2021 there were 24 592 clients with access to electricity. (September 2021)		22 580	23 295	G2	[D225] CFO: As at 31 December 2021 there were 23295 households billed for electricity. (December 2021)		22 580	23 295	G2
TL20	Number of formal residential properties that are billed for sanitation/sewerage services as at 30 June 2022	Number of residential properties that are billed for residential sewerage tariffs using the erf as property	18 650	18 650	19 164	G2	[D226] CFO: As at 30 September 2021 there were 19 164 clients with access to sanitation services. (September 2021)		18 650	19 188	G2	[D226] CFO: As at 31 December 2021 there were 19188 residential clients billed for sewerage. (December 2021)		18 650	19 188	G2
TL21	Number of formal residential properties that are billed for refuse removal as at 30 June 2022	Number of residential properties that are billed for refuse removal residential tariffs using the erf as a property	18 900	18 900	19 193	G2	[D227] CFO: The number of clients with access to refuse removal is 19193. (September 2021)		18 900	19 228	G2	[D227] CFO: As at 31 December 19288 residential households were billed refuse removal. (December 2021)		18 900	19 228	G2

PERFORMANCE REPORT FOR THE MID-YEAR ENDING 31 DECEMBER 2021

Indicator Code	KPI	Unit of Measurement	Original Annual Target	Quarter ending September 2021					Quarter ending December 2021					Overall Performance for Quarter ending September 2021 to Quarter ending December 2021		
				Target	Actual	R	Departmental KPI: Performance Comment	Departmental KPI: Corrective Measures	Target	Actual	R	Departmental KPI: Performance Comment	Departmental KPI: Corrective Measures	Target	Actual	R
TL22	Provide free basic water to indigent households earning less than R4500 as at 30 June 2022	Number of indigent households receiving free basic water	9 200	9 200	9 678	G2	[D228] CFO: As at the end of September 2021 there were 9678 Indigent Clients with access to free basic services. (September 2021)		9 200	9 683	G2	[D228] CFO: As at 31 December 2021 there were 9683 indigent clients who had access to free basic services. (December 2021)		9 200	9 683	G2
TL23	Provide free basic electricity to indigent households earning less than R4500 as at 30 June 2022	Number of indigent households receiving free basic electricity	9 200	9 200	9 678	G2	[D229] CFO: As at the end of September 2021 there were 9678 Indigent Clients with access to free basic services. (September 2021)		9 200	9 683	G2	[D229] CFO: As at 31 December 2021 there were 9683 indigent clients who had access to free basic services. (December 2021)		9 200	9 683	G2
TL24	Provide free basic sanitation to indigent households earning less than R4500 as at 30 June 2022	Number of indigent households receiving free basic sanitation	9 200	9 200	9 678	G2	[D230] CFO: As at the end of September 2021 there were 9678 Indigent Clients with access to free basic services. (September 2021)		9 200	9 683	G2	[D230] CFO: As at 31 December 2021 there were 9683 indigent clients who had access to free basic services. (December 2021)		9 200	9 683	G2

PERFORMANCE REPORT FOR THE MID-YEAR ENDING 31 DECEMBER 2021

Indicator Code	KPI	Unit of Measurement	Original Annual Target	Quarter ending September 2021					Quarter ending December 2021					Overall Performance for Quarter ending September 2021 to Quarter ending December 2021		
				Target	Actual	R	Departmental KPI: Performance Comment	Departmental KPI: Corrective Measures	Target	Actual	R	Departmental KPI: Performance Comment	Departmental KPI: Corrective Measures	Target	Actual	R
TL25	Provide free basic refuse removal to indigent households earning less than R4500 as at 30 June 2022	Number of indigent households receiving free basic refuse removal	9 200	9 200	9 678	G2	[D231] CFO: As at the end of September 2021 there were 9678 Indigent Clients with access to free basic services. (September 2021)		9 200	9 683	G2	[D231] CFO: As at 31 December 2021 there were 9683 indigent clients who had access to free basic services. (December 2021)		9 200	9 683	G2
TL29	Limit unaccounted electricity losses to less than 10% by 30 June 2022 {(Number of Electricity Units Purchased -Number of Electricity Units Sold) / (Number of Electricity Units Purchased) x100}	% unaccounted for electricity	10.00%	0.00%	0.00%	N/A			0.00%	0.00%	N/A			0.00%	0.00%	N/A
TL30	Limit unaccounted water losses to less than 20% by 30 June 2022 {(Number of kilolitres water available from reservoirs - number of kilolitres water sold) / (number of kilolitres water purchased or purified) x 100}	% unaccounted for water	20.00%	0.00%	0.00%	N/A			0.00%	0.00%	N/A			0.00%	0.00%	N/A

PERFORMANCE REPORT FOR THE MID-YEAR ENDING 31 DECEMBER 2021

Indicator Code	KPI	Unit of Measurement	Original Annual Target	Quarter ending September 2021					Quarter ending December 2021					Overall Performance for Quarter ending September 2021 to Quarter ending December 2021		
				Target	Actual	R	Departmental KPI: Performance Comment	Departmental KPI: Corrective Measures	Target	Actual	R	Departmental KPI: Performance Comment	Departmental KPI: Corrective Measures	Target	Actual	R
TL39	Achieve 95% average water quality level as measured per SANS 241 criteria during the 2021/22 financial year	% water quality level per quarter	95.00%	95.00%	96.30%	G2	[D469] Director: Public Services: comply to SANS241 (September 2021)		95.00%	95.60%	G2	[D469] Director: Public Services: comply to SANS241 (December 2021)		95.00%	95.95%	G2
TL41	Review the 5 year Water Service Development Plan (WSDP) and submit to Council for approval by 31 May 2022 (Final)	Final reviewed WSDP submitted to Council for approval	1	0	0	N/A			0	0	N/A			0	0	N/A
TL42	80% of sewerage samples comply with effluent standard during the 2021/22 financial year {(Number of sewerage samples that comply with General Authorisation/Number of sewerage samples tested)x100}	% of sewerage samples compliant	80.00%	80.00%	87.20%	G2	[D472] Director: Public Services: comply to standard (September 2021)		80.00%	81.80%	G2	[D472] Director: Public Services: effluent done (December 2021)		80.00%	84.50%	G2

The Top Layer SDBIP will be revised and submitted with the Adjustments Budget to Council by the end of February 2022, coupled with the necessary motivation in instances where key performance indicator targets require amendment as a result of the Adjustments Budget and audit outcomes realised during the 2020/21 financial period (amongst others).

PERFORMANCE REPORT FOR THE MID-YEAR ENDING 31 DECEMBER 2021

3. ANNUAL REPORT

As prescribed in section 72(1)(a)(iii) of the MFMA, the Accounting Officer must assess the performance of the municipality in the first 6 months taking into account the past year's Annual Report, and progress on resolving the problems identified in the Annual Report. On 17 November 2021, Council resolved (in terms of resolution C101/2021) on the composition and purpose of the Oversight Committee (MPAC). The purpose of the MPAC includes (amongst others) the consideration and evaluation of the content of the Annual Report and the submission of recommendations to Council when adopting an Oversight Report on the Annual Report. This report will include a summary of comments and conclusions on the Annual Report of the municipality and will include one or more of the following:

- Misstatements in the Financial Statements;
- Material under spending of the budget;
- Planned key performance indicators not achieved;
- Non-compliance with laws and regulations;
- Assessment by Internal Audit on predetermined objectives (PMS);
- Financial management; and
- Governance.

Accuracy and reliability of the Annual Report is continuously monitored by the administration. In addition, the report will also be submitted to the Auditor-General for verification and confirmation that it does not include any inconsistency with the annual financial statements and the performance report audited by the Auditor-General.

The final 2020/21 Annual Report and corresponding Oversight Report served before Council on the 9th of December 2021. Council subsequently resolved, as per resolution C119/2021, to adopt the 2020/21 Oversight Report and approve the 2020/21 Annual Report without reservations. In addition, Council and Management must consider the operational recommendations made by MPAC, as it may add value to the implementation of service-related operational activities and enhance performance monitoring and reporting.